


GE Consumer & Industrial Power Protection



Schematics
Uninterruptible Power supply

Digital Energy™ *LP 33 Series*

40 kVA
400 Vac CE / Series 1

GE Consumer & Industrial SA
General Electric Company
CH – 6595 Riazzino (Locarno)
Svizzera
T +41 (0)91 / 850 51 51
F +41 (0)91 / 850 51 44
www.gedigitalenergy.com



GE imagination at work



Certified
Quality System
ISO 9001
Reg.No.CSQ 9130.GELE

Model: **LP 33 Series / 40 kVA / S1**

Date of issue: 01.10.2006

File name: EDW_LPS_33E_40K_40K_1GB_V010

Revision: 1.0

Identification No.:

Up-dating

Revision	Concern	Date
----------	---------	------

TECHNICAL DIAGRAMS

Table of contents

Drawing title	Drawing number	
COMPONENTS & VIEWS	393573	page 1/5
FUNCTIONAL DRAWING (common input mains 1-2)	393573	page 2/5
FUNCTIONAL DRAWING (two input mains 1-2).....	393573	page 3/5
Power bridge 2 rectifier / inverter 2pulse / SSM	393573	page 4/5
Power bridge 2 rectifier / inverter 6pulse / SSM	393573	page 5/5
PARALLEL CONNECTION (option)	392453	page 1/1

UPS CABINET

FRONT VIEW

REAR VIEW

COMPONENTS CHART

CB+ / -	2x(3x4700uF/450V)
C in-ph	3x 100uF
C in_battery	2x 100uF
CP	3x 200uF

F1a...f	160 A
F2-3-4	63 A

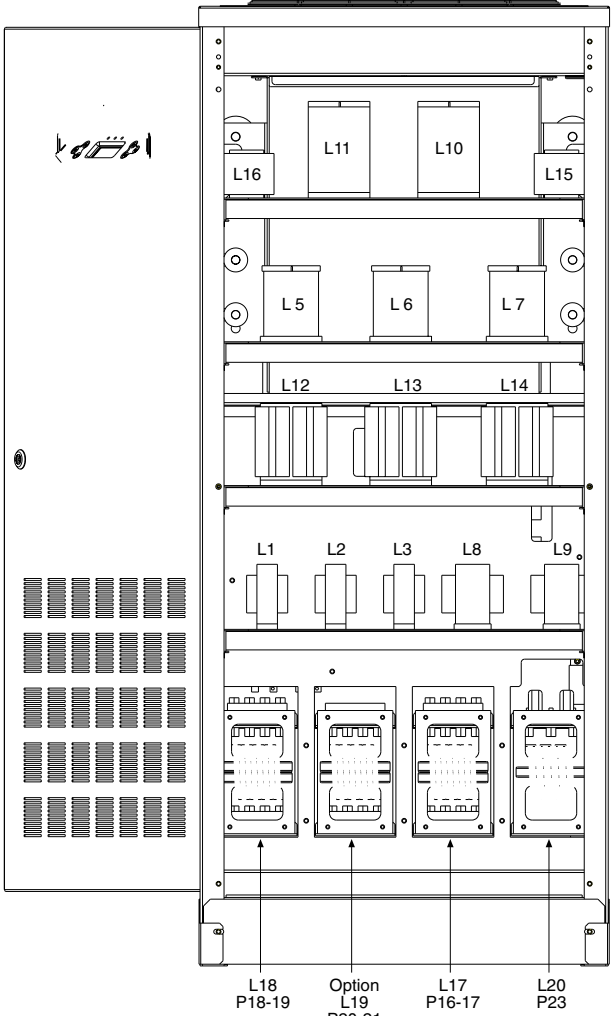
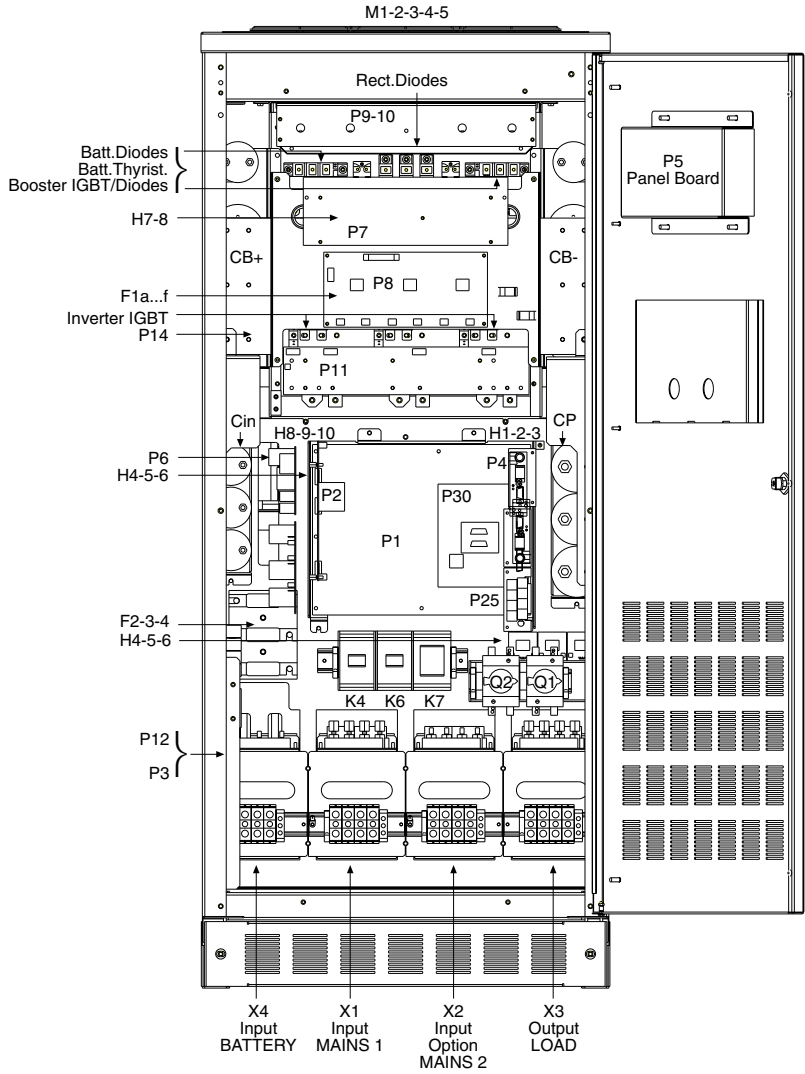
H1-2-3-4-5-6	200A/4V
H7-8	200A/4V
H9-10-11 (only with Opt. 6 Pulses)	200A/4V
K4-6	60 A (220/230VAC)
K7	60 A (24VDC)
Q1-2	63 A

L1-2-3	BP-B-1220
L5-6-7	BP-B-1230
L8-9	BP-B-1225
L10-11	BP-B-1173
L12-13-14	BP-F-1238
L15-16	BP-B-1172
L17-18-19(Opt.)	BP-B-1247
L20	BP-B-1202

M1-2-3-4-5	340 mc/h
------------	----------

P1 Control board	IM 0094
P2 Power supply	IM 0056
P3 Redundant power supply	IM 0098
P4 Customer interface (Opt.)	IM 0005
P5 Panel board	IM 0053(0068 opt.)
P6 Fan control board	IM 0113
P7 Booster driver	IM 0091(0096 opt.)
P8 Inverter driver	IM 0102
P9 Battery charger	IM 0093
P10 Electr. for battery charger	IM 0099
P11 SSM driver	IM 0095
P12 Minimal load for bypass	IM 0046
P13 RPA board (opt.)	IM 0026
P14 Power interface board	IM 0087
P16(P20 Opt.) Interf.suppress.board	IM 0135
P17-18-19(P21 Opt.)Interf.suppr.b.	IM 0134
P23 Interface suppressor board	IM 0104
P25 Relay card	0996
P30 SNMP card (Opt.)	IM 0025
P34 RPA adapter (Opt.)	IM 0031

Diode BATTERY	D4,5	60A / 1200V
Diode RECTIFIER	D1,2,3	105A / 1200V
IGBT INVERTER	T7,8,9	150A / 1200V
IGBT/Diode BOOSTER	T1...6	195A / 600V
Resistor Bleeder		see P14
Snubber IGBT		3x2uF / 1000VDC
Thyristors BATTERY	GT1,2	90A/1200V(Diode+Thyr.)
Thyristors BYPASS	GT4,5,6	90A / 1200V



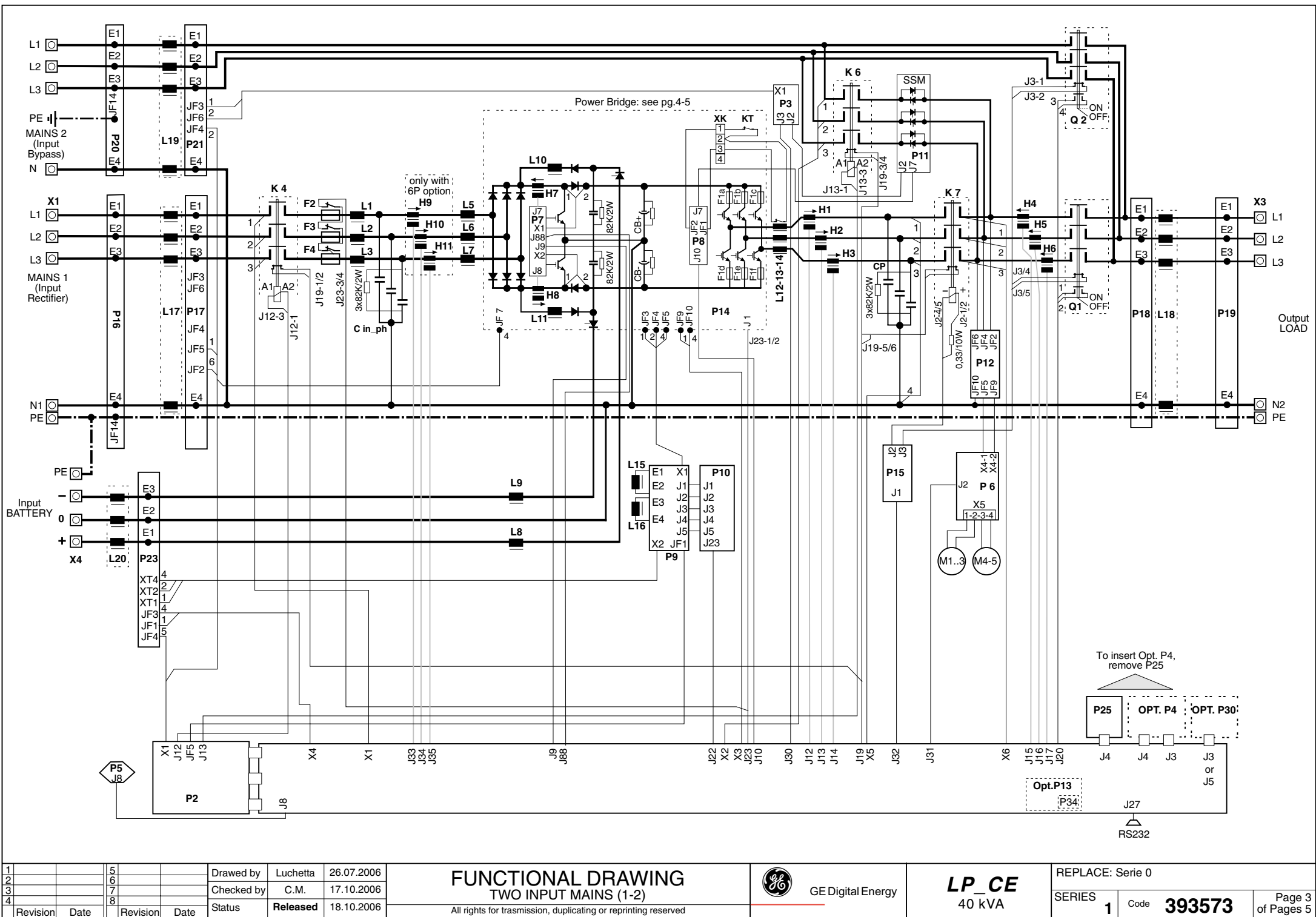
1		5		Drawn by	Luchetta	26.07.06
2		6		Checked by	C.M.	17.10.06
3		7		Status	RELEASED	18.10.06
4		8				
Revision	Date	Revision	Date			

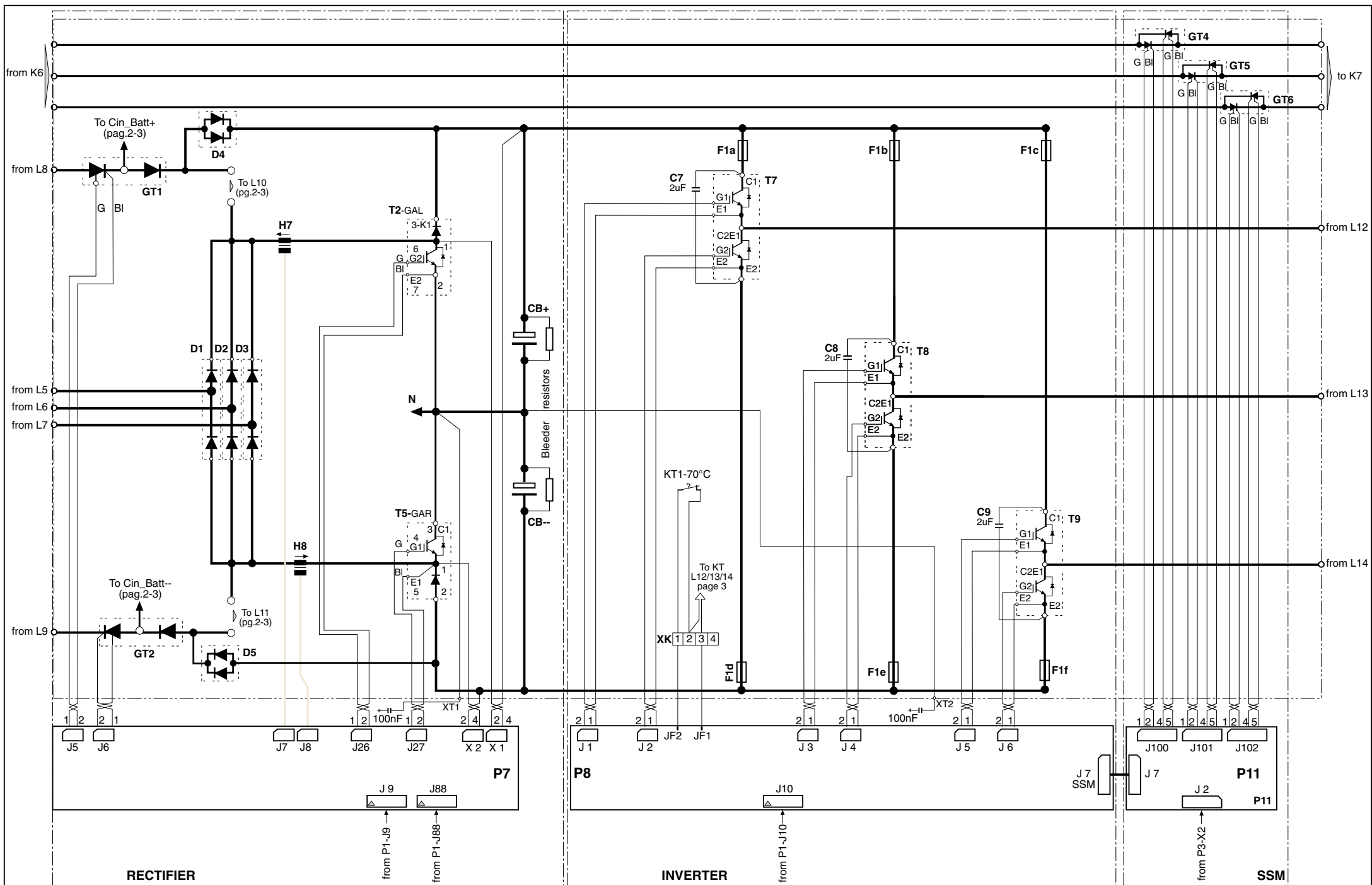
COMPONENTS & VIEWS



LP_CE
40 kVA

REPLACE: Serie 0		
SERIES 1	Code 393573	Page 1 of Pages 5





1		5		Drawn by	Luchetta	26.07.2006
2		6		Checked by	C.M.	17.10.2006
3		7		Status	Released	18.10.2006
4		8				
Revision	Date	Revision	Date			

Power BRIDGE Rectif./Inverter 2 pulse/SSM

All rights for trasmission, duplicating or reprinting reserved



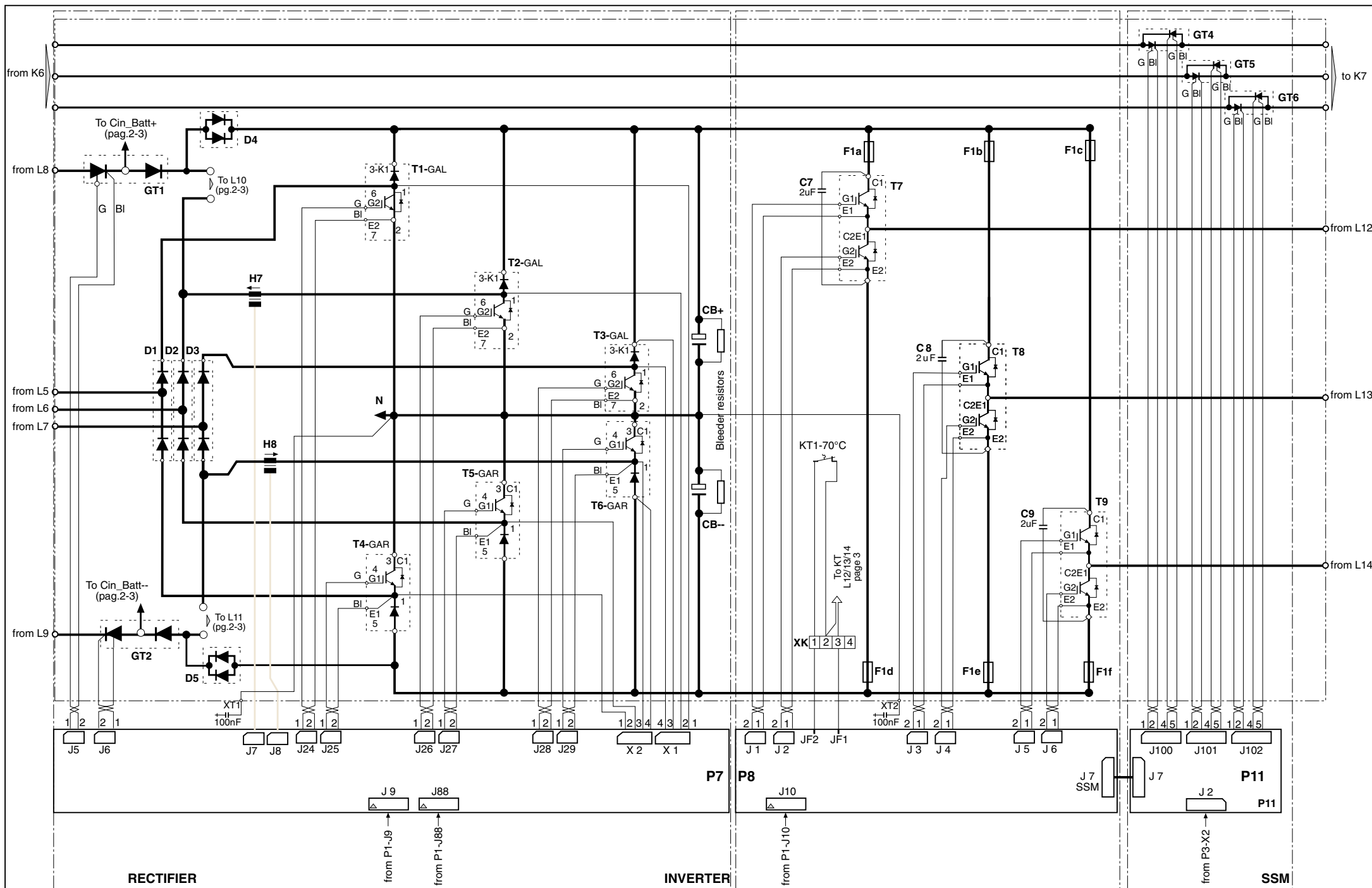
GE Digital Energy

LP_CE
40 kVA

REPLACE: Serie 0

SERIES **1** Code **393573**

Page 4
of Pages 5



A



E

F